


## How to clean your filters

For model specific instructions refer to the manufacturer's user manual.

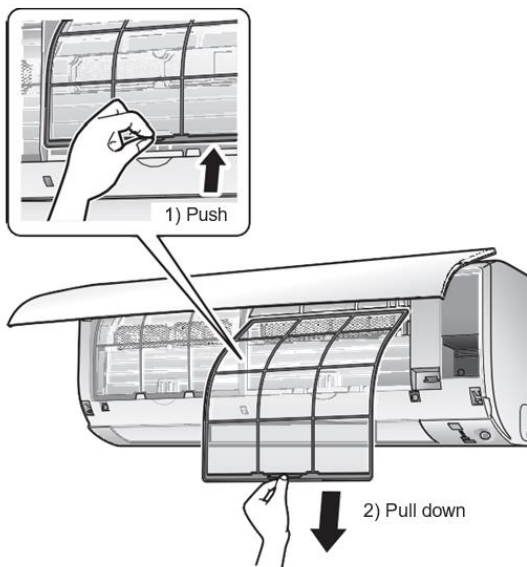
1. Open the front panel.

Hold the front panel by the sides and open it.




2. Pull out the air filters.

Push the filter tab at the centre of each air filter a little upwards, then pull it down.



3. Wash the air filters with water or clean them with vacuum cleaner.

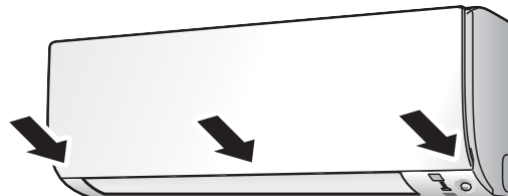


If the filters don't clean easily, wash the air filters with neutral detergent thinned with lukewarm water, then dry them in the shade.



4. Reattach the filters.

5. Close the front panel slowly.  
Press the panel at both sides and the centre.



Make sure that the front panel is securely fixed.