

## Advanced Functions

Item	Description	Operations	Display
Permit / Prohibit	The ON/OFF, operation mode, setting temperature, fan speed, air direction, filter sign reset operations, and timer using the local remote controllers can be prohibited. Only ON/OFF and filter reset can be prohibited for the LOSSNAY group. *The settable items vary depending on the models.	•	•
Operation Lock	The operation lock can be set to the input operation of AT-50B. Each button can be set. (Function Button 1, Function Button 2, Collective ON/OFF, Touch Panel) Each function can be set. (Operation mode, Setting temperature, Fan speed, Menu button) The password for the lock release can be set	•	•
Error Display	When an error is currently occurring on an air conditioner unit, the afflicted unit and the error code are displayed. * When an error occurs, the "ON/OFF" LED flashes. The operation monitor screen show abnormal icon over the unit. The error monitor screen shows the abnormal unit address and error code. The error log monitor screen shows the time and date, the abnormal unit address, error code and source of detection.	×	□•
Ventilation (independent)	Switches the mode "Bypass/Heat recovery/Auto" for LOSSNAY groups.	•	•
Ventilation (interlocked)	The LOSSNAY will run in interlock with the operation of indoor unit. The mode cannot be changed. The LED will turn ON during operation after interlocking	•	•
Temperature-set limitation	Batch-setting to temperature range limit at cooling, heating, and auto mode.	•	•
Specific mode operation prohibit (Cooling prohibit, heating prohibit, cooling/heating prohibit)	When set as the main controller, operation of the following modes with the local remote controllers can be prohibited. When cooling is prohibited: Cooling, dry, automatic can not be chosen. When heating is prohibited: Heating, automatic can not be chosen. When cooling/heating is prohibited: Cooling, dry, heating, automatic can not be chosen.	•	•
External input (Emergency stop input, etc.)	The following input with level signals or pulse signals are available. Level signal: "Emergency stop input" or "Collective ON/OFF" Pulse signal: "Collective ON/OFF" or "Local remote controller prohibit/permit" One input can be selected from those above. * An external input/output adapter (PAC-YT41HAA (sold separately)) is required. Relays and DC power supply or other devices must be prepared at the site.	•	•
External output (Error output, operation output)	"ON/OFF" and "error/normal" are output with the level signal. * An external input/output adapter (PAC-YT41HAA, PAC-YT51HAA (sold separately)) is required. Relays and DC power supply or other devices must be prepared at the site.	•	•
Checking the Gas Amount	Use this function to check for refrigerant leak from the outdoor unit. * When this function is used, the gas amount checking function of the outdoor unit cannot be used. This function is for CITY MULTI R2 and Y (PUMY is excluded.) series only.	□	□
Schedule operation	Weekly schedule setting up to 12 pattern is available. In one pattern, up to 16 setting of "ON/OFF", "Operation mode", "Set Temperature", "Fan speed", "Air flow direction" and "Permit / Prohibit local operation" can be scheduled. Two types of weekly schedule(Summer/Winter) can be set. Today's schedule setting up to 5 pattern is available	*	*

KEY: □ Each unit      • Each group      • Group or Collective      × Not Available

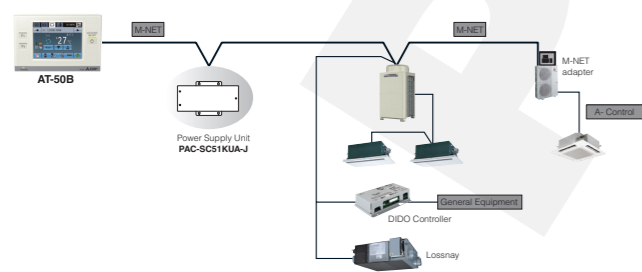


## Air Conditioning Systems


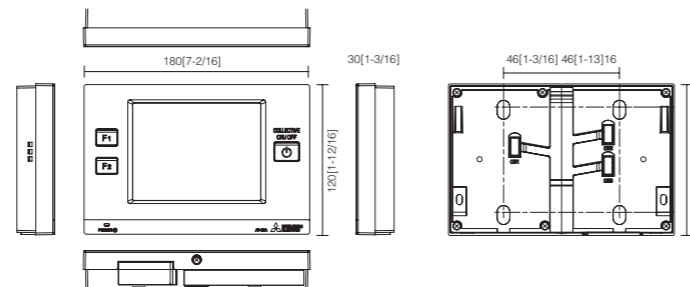
AT-50B CONTROLLER  
PRODUCT FLYER



## System Structure



## External Dimensions



MitsubishiElectric.com.au



# Advanced Touch Controller AT-50B

The Advanced Touch Controller AT-50B enables the control of 50 units. It has a 5-inch colour LCD touch panel with a back-light that makes it easy to see and control units. AT-50B also has functions such as weekly schedule and night setback that allows for maximum comfort and increased energy savings.



## Screen Features



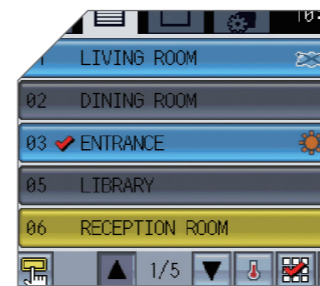
### Grid (zoom-out) Screen

Displays the operation status of all groups.



### Grid (zoom-in) Screen

Displays the detailed operation status of each group



### List Screen

Displays the detailed operation status of each group with group name.



### Group Screen

Displays the detailed operation status of each group sets group operations

## Features

### Three in One

The following three features are integrated into AT-50B.

- » Control up to 50 indoor units from one location
- » A weekly programmable timer, being able to control up to 50 indoor units
- » Control of general equipment using DIDO controller

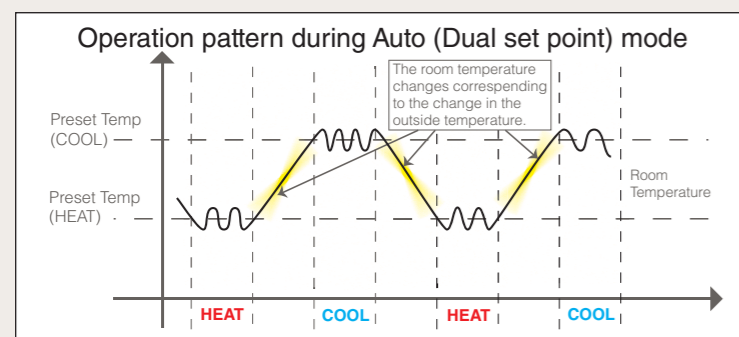
### Main System Controller/Sub System Controller

AT-50B can be set to Sub System controller. The system designates functions when connecting multiple system controllers, with many functions such as "main" and set the system controllers with few functions as the "Sub".

### Simple Button Arrangement

The F1 (Function 1) and the F2 (Function 2) button can be set as a run button of the following collective operation. (Setback/Schedule Operation Mode/Temperature Correction/Remote Controller Prohibition)

## Auto (Dual Set Point) Mode



» Auto (Dual Set Point) Mode  
When the operation mode is set to the Auto (dual set point) mode, two set temperatures (one each for cooling and heating) can be set. Depending on the room temperature, indoor unit will automatically operate in either the cool or heat mode and keep the room temperature within the preset range.

» Temperature will be displayed in centigrade in 0.5- or 1-degree increments or in Fahrenheit, depending on the indoor unit model and the display mode setting on the remote controller.

## Functions

### System Changeover

Operation mode can be switched depending on indoor temperature setting and target temperature of each group or a representative indoor unit.

### Weekly and Daily Schedule

5 patterns of one day and 12 patterns of weekly schedule (16 settings max. per pattern). Two types of weekly schedule can be set.

### Basic Functions

- » ON/OFF
- » Operation mode switching
- » Temperature setting
- » Fan speed setting
- » Airflow direction setting
- » Louver setting

### Night Setback Function

This function allows having a two-temperature setting to keep the desired room temperature when the units are not in operation and during the time this function is effective. The unit automatically starts heating (cooling) operation when the temperature drops below (rises above) the preset lower (upper) limit temperature. This is not only for comfort environment, but also for saving energy.